

20

Exeter, Bristol, Yeovil and Salisbury to London Waterloo



Train times

9 December 2018 to 18 May 2019

South Western
Railway

Your timetable

This pocket timetable shows the full train service between **Exeter, Yeovil, Salisbury and London Waterloo**.

Also train services between:

- **Bristol Temple Meads, Bath Spa, Yeovil Pen Mill and London Waterloo** - see timetable **20A**
- **Yeovil Pen Mill and Weymouth** - see timetable **20B**

Also connecting bus services between:

- **Axminster, Lyme Regis and Bridport** - see timetable **20C**
- **Axminster, Seaton and Beer** - see timetable **20D**
- **Honiton and Sidmouth** - see timetable **20E**
- **Yeovil Junction and Yeovil Pen Mill**- see timetable **20F**
- **Exeter St Davids and Exeter Airport**- see timetable **20G**

Our mini-guides offer an even more convenient summary of services and are designed to fit easily into a wallet, purse or ticket holder. Mini-guides are available from staffed stations.

Mini-guide routes relevant to this timetable are:

- **Axminster to Exeter St Davids - no. 67**
- **Basingstoke to London Waterloo - no. 60**
- **Bristol, Bath and Yeovil Pen Mill to London Waterloo - no. 66**
- **Gillingham and Tisbury to London Waterloo - no. 70**
- **Honiton, Axminster and Crewkerne to London Waterloo - no. 72**
- **Salisbury and Andover to London Waterloo - no. 61**
- **Yeovil Junction and Sherborne to London Waterloo - no. 71**

Buy a ticket before you board

You need to buy a valid ticket before you board your train. We know that the vast majority of our passengers buy a valid ticket before travelling and we have a duty to those passengers to make sure no one travels without paying. For this reason, we run a penalty fares scheme across most of our network.

If you travel to or from a station within the penalty fares area without a valid ticket, you may be liable for a penalty fare of £20 or twice the single fare to the next station at which your train stops (whichever is higher). You will then be required to buy a ticket for the remainder of the journey.

We have a policy to prosecute all deliberate fare evaders, wherever possible.

Changes to train times

Network Rail needs to do engineering work to maintain and improve the rail network. Much of this work is done at weekends and during the holiday periods, but some work also needs to be done overnight during the week.

Buses will replace train services where lines are closed for work to take place. We may also have to alter train services over a wider area.


We advise that you check for any changes to train times before using weekend, late evening or early morning services. Please look for the 'Changes to train times' posters at stations or visit our website at [southwesternrailway.com](https://www.southwesternrailway.com)

No smoking policy

For the comfort of all our customers, smoking and the use of e-cigarettes is not permitted on any part of our trains or stations.



You can smoke outside the station entrance or in our car parks.

Catering

On board catering on our services is provided in partnership with our contractors Rail Gourmet by an at-seat trolley service. The  symbol in the following timetable shows which trains are catered for all, or part, of the journey.

We will do our best to provide the refreshment service where advertised. However under some circumstances, for example engineering work, we may be unable to provide refreshments on certain trains.

Cycles on trains

The services in this timetable have limited room for cycles so we have had to apply some restrictions. The  and  symbol, with train times printed in **blue**, show restricted trains. These restrictions are explained in the 'Guide to notes and symbols' section.

We will carry folding cycles on any train as long as they can be folded small enough to be carried safely in the luggage rack. Cycles are not allowed on buses that replace trains during engineering works.

MONDAY TO FRIDAY
Exeter, Yeovil and Salisbury to Basingstoke, Woking and London Waterloo

Notes	▼I	▼I	▼I	▼I	▼I	▼I	▼I	▼I	▼I	▼I	▼I	▼I	▼I	▼I	▼I	▼I	▼I	▼I	▼I	▼I	▼I	▼I	▼I	▼I	▼I	▼I		
		★	★	★	★	★	★				A									A						A		
Exeter St Davids	d				0510			0641	0725		0823		0925		1025		1125		1225		1325		1425		1525			
Exeter Central	d				0514			0645	0730		0827		0930		1030		1130		1230		1330		1430		1530			
Pinhoe	d				0519			0650	0734		0832		0934		1034		1134		1234		1334		1434		1534			
Cranbrook	d				0523			0654	0739		0836		0940		1039		1139		1239		1339		1439		1539			
Whimple	d				0528			0659			0841		0945				1144				1344				1544			
Feniton	d				0534			0705			0847				1047				1247				1447					
Honiton	d				0541	0619		0712	0752		0855		0955		1055		1155		1255		1355		1455		1555			
Axminster	d				0552	0630		0723	0803		0906		1006		1106		1206		1306		1406		1506		1606			
Crewkerne	d				0605	0643		0736	0816		0919		1019		1119		1219		1319		1419		1519		1619			
Yeovil Pen Mill	d				0541																			1544		1631		
Yeovil Junction	a				0546	0614	0652		0745	0825		0927		1027		1127		1227		1327		1427		1527	1549	1627	1636	
Yeovil Junction	d				0514	0550	0620	0653	0722	0750	0829		0929		1029		1129		1229		1329		1429		1529	1553	1620	1629
Yeovil Pen Mill	a																								1627			
Sherborne	d				0520	0556	0626	0700	0728	0756	0835		0935		1035		1135		1235		1335		1435		1535	1559	1635	
Templecombe	d				0528	0604	0634	0707	0736	0804	0843		0943		1043		1143		1243		1343		1443		1543	1607	1643	
Gillingham (Dorset)	d				0536	0612	0642	0715	0744	0812	0851	0918	0951	1051	1151	1251	1351	1451	1551	1617	1651							
Tisbury	d				0546	0624	0652	0726	0754	0822	0901	0928	1001	1101	1201	1301	1401	1501	1601	1628	1701							
Salisbury	a				0601	0639	0707	0740	0809	0837	0916	0942	1016		1116		1216		1316		1416		1516		1616	1643	1716	
Salisbury	d	0515	0543	0606	0645	0715	0745	0815	0847	0921	0947	1021	1047	1121	1147	1221	1247	1321	1347	1421	1447	1521	1547	1621	1647	1721	1747	
Southampton Central	a			0649c	0730c	0809c	0827c	0904c	0928c	1002c	1034c	1104c		1202c		1304c		1404c		1504c		1604c		1704c	1734c	1804c		
Portsmouth Harbour	a			0742c	0828c			0951c		1049c		1152c		1252c		1352c		1452c		1552c		1652c		1752c		1858c		
Grateley	d	0527	0555	0619	0657	0727	0757	0827	0859	0929	0959		1059		1159		1259		1359		1459		1559		1659		1759	
Andover	d	0535	0603	0626	0705	0735	0805	0835	0906	0938	1006	1038	1106	1138	1206	1238	1306	1338	1406	1438	1506	1538	1606	1638	1706	1738	1806	
Whitchurch (Hants)	d	0543	0611	0635	0713	0743	0813	0843	0914		1014		1114		1214		1314		1414		1514		1614		1714		1814	
Overton	d	0549	0617	0641	0719	0749	0819	0849	0920		1020		1120		1220		1320		1420		1520		1620		1720		1820	
Basingstoke	a	0558	0626	0649	0728	0758	0828	0858	0928	0955	1028	1055	1128	1155	1228	1255	1328	1355	1428	1455	1528	1555	1628	1655	1729	1755	1828	
Reading	a	0631b	0657b	0733b	0757b	0829b	0900b	0930b	1000b	1031b	1057b	1130b	1157b	1229b	1257b	1335b	1359b	1433b	1502b	1528b	1559b	1633b	1700b	1728b	1805b	1828b	1857b	
Woking	a	0618	0646	0728b	0805b	0818	0848	0918	0949	1015	1049	1115	1149	1215	1249	1315	1349	1415	1449	1515	1549	1615	1649	1715	1749	1815	1849	
Clapham Junction	a	0638	0714w	0728		0903w	0914w	0938	1009	1036	1111b	1136	1211b	1236	1311b	1336	1411b	1436	1511b	1536	1611b	1636	1711b	1736	1811b	1836	1911b	
London Waterloo	a	0649	0716	0740	0814	0846	0917	0951	1019	1049	1119	1149	1219	1249	1319	1349	1419	1449	1519	1549	1619	1647	1719	1749	1821	1849	1919	

Late night and weekend trains may be altered due to engineering works.
Please check at southwesternrailway.com before travelling.

★ Passengers travelling with cycles may not join or leave services at stations with train times shown in blue.

For guide to all other notes and symbols see end of timetable.

MONDAY TO FRIDAY
Exeter, Yeovil and Salisbury to Basingstoke, Woking and London Waterloo

	Notes	▼ F	▼ G	▼	▼ G	▼ G	▼	▼ G	▼	▼ G	▼	▼ G	▼	▼ G	▼	▼ G	▼	▼ G	▼	▼ G	▼	▼ G	▼	▼ G	▼	▼ G	▼	▼ G	▼	▼ G	▼	▼ G	▼	▼ G	▼	▼ G	▼	▼ G												
Exeter St Davids	d		1624	1636		1725	1746		1825		1925			2025	2125	2257																																		
Exeter Central	d		1628	1640		1730	1750		1830		1930			2030	2130	2301																																		
Pinhoe	d		1633	1646		1734	1756		1836		1936			2035	2137	2306																																		
Cranbrook	d		1637			1739	1800		1840		1940			2039	2141	2310																																		
Whimble	d			1652			1805		1845		1945			2044	2146	2315																																		
Feniton	d			1658		1747	1810		1850		1950			2050	2152	2321																																		
Honiton	d		1656	1704a		1755	1819		1859		1955			2057	2159	2332																																		
Axminster	d		1707			1806	1829a		1910		2006			2108	2210	2343																																		
Crewkerne	d		1720			1819			1923		2019			2121	2223	2356																																		
Yeovil Pen Mill	d												2030																																					
Yeovil Junction	a		1728			1827			1931		2028		2035		2129	2231	0004																																	
Yeovil Junction	d	1646	1730			1829			1917	1933	2020	2029		2117	2131	2233	0006																																	
Yeovil Pen Mill	a	1653d							1925		2025			2123																																				
Sherborne	d			1736			1835		1939		2036			2137	2239																																			
Templecombe	d			1744			1843		1947		2043			2145	2247																																			
Gillingham (Dorset)	d			1752			1851		1955		2051			2153	2255																																			
Tisbury	d			1802			1901		2007		2102			2203	2305																																			
Salisbury	a	1817	1822				1923		2022		2122			2218	2329	0043																																		
Salisbury	d		1827		1847	1926			2026		2126			2226																																				
Southampton Central	a		1905c			2004c			2107c		2202c			2304c																																				
Portsmouth Harbour	a		1951c			2054c			2155c		2302c			2352c																																				
Grateley	d				1859	1938			2038		2138			2238																																				
Andover	d		1844			1906	1945		2045		2145			2245																																				
Whitchurch (Hants)	d				1914	1953			2053		2153			2253																																				
Overton	d				1920	1959			2059		2159			2259																																				
Basingstoke	a		1901			1928	2008		2108		2207			2307																																				
Reading	a		1930b		1957b	2059b			2157b		2238b			2347b																																				
Woking	a		1920			1949	2029		2129		2228			2331b																																				
Clapham Junction	a		1941		2011b	2052			2152		2248			2355b																																				
London Waterloo	a		1949			2019	2100		2204		2258			0008b																																				

Late night and weekend trains may be altered due to engineering works.
Please check at southwesternrailway.com before travelling.

For guide to notes and symbols see end of timetable.

SATURDAY Exeter, Yeovil and Salisbury to Basingstoke, Woking and London Waterloo

Notes	▼I	▼I	▼I	▼I	▼I	▼I	▼I	▼I	▼I	▼I	▼I	▼I	▼I	▼I	▼I	▼I	▼I	▼I	▼I	▼I	▼I	▼I	▼I	▼I	▼I	▼I	▼I		
										A									A					A					
Exeter St Davids	d				0510			0641	0725		0824		0925		1025		1125		1225		1325		1425		1525		1625		
Exeter Central	d				0514			0645	0730		0828		0930		1030		1130		1230		1330		1430		1530		1630		
Pinhoe	d				0519			0650	0734		0833		0934		1034		1134		1234		1334		1435		1534		1635		
Cranbrook	d				0523			0654	0739		0837		0940		1039		1139		1239		1339		1439		1539		1639		
Whimple	d				0528			0659	0744		0842		0945				1144				1344				1544				
Feniton	d				0534				0705		0847				1047				1247				1447				1647		
Honiton	d				0541	0619		0713	0755		0855		0955		1055		1155		1255		1355		1455		1555		1655		
Axminster	d				0552	0630		0724	0806		0906		1006		1106		1206		1306		1406		1506		1606		1706		
Crewkerne	d				0605	0643		0737	0819		0919		1019		1119		1219		1319		1419		1519		1619		1719		
Yeovil Pen Mill	d																												
Yeovil Junction	a				0614	0652		0745	0827		0927		1027		1127		1227		1327		1427		1527		1627		1727		
Yeovil Junction	d				0620	0653		0750	0829		0929		1029		1129		1229		1329		1429		1529		1629		1729		
Yeovil Pen Mill	a																												
Sherborne	d				0626	0700		0756	0835		0935		1035		1135		1235		1335		1435		1535		1635		1735		
Templecombe	d				0634	0707		0804	0843		0943		1043		1143		1243		1343		1443		1543		1643		1743		
Gillingham (Dorset)	d				0642	0715		0812	0851		0951		1051		1151		1251		1351		1451		1551		1651		1751		
Tisbury	d				0652	0726		0822	0901		1001		1101		1201		1301		1401		1501		1601		1701		1801		
Salisbury	a				0707	0740		0837	0916		1016		1116		1216		1316		1416		1516		1616		1716		1816		
Salisbury	d	0515	0547	0621	0647	0721	0747	0821	0847	0921	0947	1021	1047	1121	1147	1221	1247	1321	1347	1421	1447	1521	1547	1621	1647	1721	1747	1821	1847
Southampton Central	a				0755c	0828c		0934c	1003c		1103c		1203c		1303c		1403c		1503c		1603c		1703c		1803c		1903c		
Portsmouth Harbour	a				0851c				1052c		1152c		1252c		1352c		1452c		1552c		1652c		1752c		1852c		1952c		
Grateley	d	0527	0559		0659		0759		0859		0959		1059		1159		1259		1359		1459		1559		1659		1759	1859	
Andover	d	0535	0606	0638	0706	0738	0806	0838	0906	0938	1006	1038	1106	1138	1206	1238	1306	1338	1406	1438	1506	1538	1606	1638	1706	1738	1806	1838	1906
Whitchurch (Hants)	d	0543	0614		0714		0814		0914		1014		1114		1214		1314		1414		1514		1614		1714		1814	1914	
Overton	d	0549	0620		0720		0820		0920		1020		1120		1220		1320		1420		1520		1620		1720		1820	1920	
Basingstoke	a	0558	0628	0655	0728	0755	0828	0855	0928	0955	1028	1055	1128	1155	1228	1255	1328	1355	1428	1455	1528	1555	1628	1655	1728	1755	1828	1855	1928
Reading	a		0657b	0726b	0758b	0826b	0857b	0927b	0956b	1028b	1101b	1129b	1156b	1226b	1257b	1329b	1359b	1429b	1456b	1526b	1556b	1626b	1656b	1729b	1756b	1826b	1856b	1926b	1956b
Woking	a	0618	0649	0715	0749	0817	0849	0915	0949	1015	1049	1115	1149	1215	1249	1315	1349	1415	1449	1515	1549	1615	1649	1715	1749	1815	1849	1915	1949
Clapham Junction	a	0638	0731w	0738	0830w	0837	0911b	0936	1011b	1036	1111b	1136	1211b	1236	1311b	1336	1411b	1436	1511b	1536	1611b	1636	1711b	1736	1811b	1836	1911b	1936	2011b
London Waterloo	a	0649	0719	0749	0819	0849	0919	0949	1019	1049	1119	1149	1219	1249	1319	1349	1419	1449	1519	1549	1619	1649	1719	1749	1819	1849	1919	1949	2019

Late night and weekend trains may be altered due to engineering works.
Please check at [southwesternrailway.com](https://www.southwesternrailway.com) before travelling.

For guide to notes and symbols see end of timetable.

SATURDAY

Exeter, Yeovil and Salisbury to Basingstoke, Woking and London Waterloo

Notes		▼I	▼I	▼	▼														
Exeter St Davids	d	1725	1825	1925	2025	2125	2257												
Exeter Central	d	1730	1830	1930	2030	2130	2301												
Pinhoe	d	1734	1834	1934	2034	2134	2306												
Cranbrook	d	1739	1840	1939	2039	2139	2310												
Whimble	d	1744		1944	2044	2144	2315												
Feniton	d	1750	1848		2049	2150	2321												
Honiton	d	1757	1855	1955	2056	2157	2332												
Axminster	d	1808	1906	2006	2107	2208	2343												
Crewkerne	d	1821	1919	2019	2120	2221	2356												
Yeovil Pen Mill	d																		
Yeovil Junction	a	1829	1927	2027	2129	2229	0004												
Yeovil Junction	d	1831	1929	2029	2130	2231	0006												
Yeovil Pen Mill	a																		
Sherborne	d	1837	1935	2035	2137	2237													
Templecombe	d	1845	1943	2043	2144	2245													
Gillingham (Dorset)	d	1853	1951	2051	2152	2253													
Tisbury	d	1903	2001	2101	2203	2303													
Salisbury	a	1918	2016	2119	2223	2329	0041												
Salisbury	d	1926	2026	2126	2227														
Southampton Central	a	2003c	2103c	2202c	2304c														
Portsmouth Harbour	a	2050c	2152c	2252c	2352c														
Grateley	d	1938	2038	2138	2239														
Andover	d	1945	2045	2145	2247														
Whitchurch (Hants)	d	1953	2053	2153	2255														
Overton	d	1959	2059	2159	2300														
Basingstoke	a	2008	2108	2207	2309														
Reading	a	2056b	2156b	2257b	0001b														
Woking	a	2029	2129	2228	2332b														
Clapham Junction	a	2052	2152	2248	2352b														
London Waterloo	a	2104	2204	2257	0003b														

Late night and weekend trains may be altered due to engineering works.
Please check at southwesternrailway.com before travelling.

For guide to notes and symbols see end of timetable.

SUNDAY

Exeter, Yeovil and Salisbury to Basingstoke, Woking and London Waterloo

Notes	▼I	▼I	▼I	▼I	▼I	▼I	▼I	▼I	▼I	▼I	▼I	▼	▼I A	▼	▼I	▼ K	▼	▼I	▼	▼							
Exeter St Davids	d																										
Exeter Central	d																										
Pinhoe	d																										
Cranbrook	d																										
Whimble	d																										
Feniton	d																										
Honiton	d																										
Axminster	d																										
Crewkerne	d																										
Yeovil Pen Mill	d																										
Yeovil Junction	a																										
Yeovil Junction	d																										
Yeovil Pen Mill	a																										
Sherborne	d																										
Templecombe	d																										
Gillingham (Dorset)	d																										
Tisbury	d																										
Salisbury	a																										
Salisbury	d																										
Southampton Central	a																										
Portsmouth Harbour	a																										
Grateley	d																										
Andover	d																										
Whitchurch (Hants)	d																										
Overton	d																										
Basingstoke	a																										
Reading	a																										
Woking	a																										
Clapham Junction	a																										
London Waterloo	a																										

Late night and weekend trains may be altered due to engineering works.
Please check at [southwesternrailway.com](https://www.southwesternrailway.com) before travelling.

For guide to notes and symbols see end of timetable.

MONDAY TO FRIDAY
London Waterloo, Woking and Basingstoke to Salisbury, Yeovil and Exeter

	Notes		▼		▼	▼	▼I	▼I	▼I	▼I	▼I	▼I	▼I	▼I	▼I	▼I	▼I	▼I	▼I	▼I	▼I	▼	▼I	▼I	▼I	▼I		
										C																		
London Waterloo	d					0630b	0710	0750	0820	0850	0920	0950	1020	1050	1120	1150	1220	1250	1320		1350			1420		1450	1520	1550
Clapham Junction	d					0637b	0717u	0757u	0827u	0846b	0927u	0946b	1027u	1046b	1127u	1146b	1227u	1257u	1327u		1346b			1427u		1446b	1527u	1557u
Woking	d					0657b	0736	0817	0846	0916	0946	1016	1046	1116	1146	1216	1246	1316	1346		1416			1446		1516	1546	1616
Reading	d					0638b	0705b	0805b	0820b	0905b		1004b	1020b	1103b	1133b	1203b	1234b	1306b			1406b			1436b		1507b		1607b
Basingstoke	d					0722	0757	0838	0907	0938	1007	1038	1107	1138	1207	1238	1307	1338	1407		1438			1507		1538	1607	1638
Overton	d					0730	0806	0846		0946		1046		1146		1246		1346			1446			1546		1646		
Whitchurch (Hants)	d					0735	0811	0851		0951		1051		1151		1251		1351			1451			1551		1651		
Andover	d					0744	0819	0900	0924	1000	1024	1100	1124	1200	1224	1300	1324	1400	1424		1500			1524		1600	1624	1700
Grateley	d					0751	0827	0907		1007		1107		1207		1307		1407			1507			1607		1707		
Portsmouth Harbour	d					0600c		0705c		0823c		0923c		1023c		1123c		1223c		1323c				1423c			1523c	
Southampton Central	d					0646c		0753c		0910c		1010c		1110c		1210c		1310c	1337c	1410c		1437c			1510c		1610c	1637c
Salisbury	a					0803	0839	0920	0943	1020	1042	1120	1142	1220	1242	1320	1343	1419	1442		1521			1542		1620	1644	1720
Salisbury	d				0607	0740	0808	0847		0947		1047		1147		1247		1347	1424	1447		1523			1547		1647	1723
Tisbury	d				0629	0759	0827	0906		1006		1106		1206		1306		1406		1506		1537			1606		1706	1737
Gillingham (Dorset)	d				0551	0642	0811	0837a	0917		1017		1117		1217		1317		1417		1517		1552y		1617		1717	1753
Templecombe	d				0558	0650	0819		0925		1025		1125		1225		1325		1425		1525		1600		1625		1725	1800
Sherborne	d				0606	0657	0826		0932		1032		1132		1232		1332		1432		1532		1607		1632		1732	1808
Yeovil Pen Mill	d		0541																	1544			1631					
Yeovil Junction	a		0546	0611	0703	0832		0938		1038		1138		1238		1338		1438		1538	1549	1613		1636	1638		1738	1813
Yeovil Junction	d			0615	0707	0839		0939		1039		1139		1239		1339		1439		1539		1620			1639	1646		1739
Yeovil Pen Mill	a																	1535		1627					1651			
Crewkerne	d			0624	0716	0849		0949		1049		1149		1249		1349		1449		1549					1649		1749	
Axminster	d	0552		0656z	0737	0903		1003		1103		1203		1303		1403		1503		1603				1703		1803		
Honiton	d	0607		0712	0753	0916		1016		1116		1216		1316		1416		1516		1616		1707		1716		1818		
Feniton	d	0612		0718	0759	0921		1021		1121		1221		1321		1421		1521		1621						1823		
Whimple	d	0617		0723	0804	0926				1124				1324				1526							1724			
Cranbrook	d	0622		0728	0808	0931		1029		1128		1229		1328		1429		1531		1629					1729		1831	
Pinhoe	d	0626		0732	0812	0935		1033		1132		1233		1332		1433		1535							1733			
Exeter Central	a	0630		0737	0817	0939		1037		1137		1237		1337		1437		1539		1635		1728			1737		1837	
Exeter St Davids	a	0635		0742	0821	0944		1042		1143		1243		1343		1443		1544		1643		1733			1742		1843	

Late night and weekend trains may be altered due to engineering works.
Please check at southwesternrailway.com before travelling.

For guide to notes and symbols see end of timetable.

MONDAY TO FRIDAY

London Waterloo, Woking and Basingstoke to Salisbury, Yeovil and Exeter

	Notes	▼↱	▼↱ G ★	▼↱ ★	▼↱ ★		▼↱ ★	▼↱ G ★	▼↱ C	▼↱	▼↱	▼↱	↱	FX	FO															
London Waterloo	d	1620	1650	1720	1750		1820	1850	1920	1950	2020	2120	2220	2340	2340															
Clapham Junction	d	1627u	1657u				1827u	1846b	1927u	1946b	2027u	2127u	2227u	2347u	2347u															
Woking	d	1646	1716u	1746u	1813b		1846	1918	1946	2016	2046	2149	2249	0008	0008															
Reading	d	1636b	1704b	1733b	1803b			1903b		2001b	2034b	2152b	2248b	2334b	2334b															
Basingstoke	d	1707	1738	1807	1838		1907	1939	2007	2037	2107	2214	2311	0028	0028															
Overton	d	1715	1746	1815	1847		1915	1947	2015	2046	2115	2222	2320	0037s	0037s															
Whitchurch (Hants)	d	1720	1751	1820	1852		1920	1952	2020	2051	2120	2227	2325	0042s	0042s															
Andover	d	1729	1800	1829	1900		1929	2001	2029	2100	2129	2236	2333	0050	0050															
Grateley	d	1736	1807	1836	1908		1936	2008	2036	2107	2136	2243	2341	0058s	0058s															
Portsmouth Harbour	d	1623c		1723c	1733v		1823c		1923c		2023c	2123c																		
Southampton Central	d	1710c	1737c	1810c	1842c		1910c	1937c	2010c		2111c	2223c																		
Salisbury	a	1748	1820	1850	1920		1948	2020	2049	2120	2148	2255	2353	0110	0110s															
Salisbury	d	1753	1823	1854	1923		1953	2025	2053		2206	2303																		
Tisbury	d	1809	1837	1908	1937		2011	2039	2108		2224	2316s			0125s															
Gillingham (Dorset)	d	1819	1852	1919	1954		2022	2052	2119		2235	2327s			0136s															
Templecombe	d	1827	1859	1926	2002		2030	2100	2127		2242	2335s			0144s															
Sherborne	d	1834	1907	1934	2009		2037	2107	2134		2250	2342s			0151s															
Yeovil Pen Mill	d					2030																								
Yeovil Junction	a	1840	1912	1939	2015	2035	2043	2113	2140		2255	2348			0157															
Yeovil Junction	d	1843	1917	1941	2020		2044	2117	2141		2257																			
Yeovil Pen Mill	a		1925		2025			2123																						
Crewkerne	d	1853		1950			2054		2151		2306																			
Axminster	d	1907		2004			2108		2205		2320																			
Honiton	d	1919		2017			2120		2219		2332																			
Feniton	d			2022					2225		2338																			
Whimple	d	1927					2128		2230		2343																			
Cranbrook	d	1932		2030			2133		2234		2347																			
Pinhoe	d	1936					2137		2238		2351																			
Exeter Central	a	1940		2037			2143		2243		2356																			
Exeter St Davids	a	1946		2043			2147		2247		0001																			

Late night and weekend trains may be altered due to engineering works. Please check at southwesternrailway.com before travelling.

★ Passengers travelling with cycles may not join or leave services at stations with train times shown in blue. For guide to all other notes and symbols see end of timetable.

SATURDAY London Waterloo, Woking and Basingstoke to Salisbury, Yeovil and Exeter

Notes			▼	▼	▼	▼	▼	▼	▼	▼	▼	▼	▼	▼	▼	▼	▼	▼	▼	▼	▼	▼	▼	▼	▼	▼	▼	▼		
									C																					
London Waterloo	d				0630b	0710	0750	0820	0850	0920	0950	1020	1050	1120	1150	1220	1250	1320	1350	1420	1450	1520	1550	1620	1650	1720	1750	1820		
Clapham Junction	d				0637b	0717u	0757u	0827u	0857u	0927u	0957u	1027u	1057u	1127u	1157u	1227u	1257u	1327u	1357u	1427u	1457u	1527u	1557u	1627u	1657u	1727u	1757u	1827u		
Woking	d				0657b	0736	0816	0846	0916	0946	1016	1046	1116	1146	1216	1246	1316	1346	1416	1446	1516	1546	1616	1646	1716	1746	1816	1846		
Reading	d				0633b	0706b	0803b	0835b	0903b	0934b	1003b	1034b	1105b	1134b	1203b	1235b	1304b	1334b	1404b	1434b	1503b	1534b	1603b	1634b	1703b	1734b	1803b	1834b		
Basingstoke	d				0722	0759	0838	0907	0938	1007	1038	1107	1138	1207	1238	1307	1338	1407	1438	1507	1538	1607	1638	1707	1738	1807	1838	1907		
Overton	d				0730	0807	0846		0946		1046		1146		1246		1346		1446		1546		1646		1746		1846			
Whitchurch (Hants)	d				0735	0812	0851		0951		1051		1151		1251		1351		1451		1551		1651		1751		1851			
Andover	d				0744	0821	0900	0924	1000	1024	1100	1124	1200	1224	1300	1324	1400	1424	1500	1524	1600	1624	1700	1724	1800	1824	1900	1924		
Grateley	d				0751	0828	0907		1007		1107		1207		1307		1407		1507		1607		1707		1807		1907			
Portsmouth Harbour	d				0608c		0723c		0823c		0923c		1023c		1123c		1223c		1323c		1423c		1523c		1623c		1723c		1823c	
Southampton Central	d				0657c		0810c		0910c		1010c		1110c		1210c		1310c		1410c		1510c		1610c		1710c		1810c		1910c	
Salisbury	a				0805	0842	0920	0942	1020	1042	1120	1142	1220	1242	1320	1342	1420	1442	1520	1542	1620	1642	1720	1742	1820	1843	1920	1943		
Salisbury	d				0615	0745		0847		0947		1047		1147		1247		1347		1447		1547		1647		1747		1847		1947
Tisbury	d				0629	0759		0906		1006		1106		1206		1306		1406		1506		1606		1706		1806		1908	2006	
Gillingham (Dorset)	d				0642	0811		0917		1017		1117		1217		1317		1417		1517		1617		1717		1817		1919	2017	
Templecombe	d				0650	0819		0925		1025		1125		1225		1325		1425		1525		1625		1725		1825		1926	2025	
Sherborne	d				0657	0826		0932		1032		1132		1232		1332		1432		1532		1632		1732		1832		1934	2032	
Yeovil Pen Mill	d																													
Yeovil Junction	a				0703	0832		0938		1038		1138		1238		1338		1438		1538		1638		1738		1838		1939	2038	
Yeovil Junction	d				0615	0707	0839		0939		1039		1139		1239		1339		1439		1539		1639		1739		1839		1941	2039
Yeovil Pen Mill	a																													
Crewkerne	d				0624	0716	0849		0949		1049		1149		1249		1349		1449		1549		1649		1749		1849		1950	2049
Axminster	d	0552	0656z	0738	0903		1003		1103		1203		1303		1403		1503		1603		1703		1803		1903		2005	2103		
Honiton	d	0607	0712	0754	0916		1016		1116		1216		1316		1416		1516		1616		1716		1817		1916		2017	2117		
Feniton	d	0612	0718	0800	0921		1021		1121		1221		1321		1421		1521		1621		1721		1823		1923		2023			
Whimple	d	0617	0723	0805	0926				1124				1324				1524				1724				1924				2125	
Cranbrook	d	0622	0728	0809	0931		1029		1128		1229		1328		1429		1528		1629		1728		1830		1928		2030	2129		
Pinhoe	d	0626	0732	0813	0935		1033		1132		1233		1332		1433		1532		1633		1732		1833		1932		2041	2133		
Exeter Central	a	0630	0737	0818	0939		1037		1137		1237		1337		1437		1537		1637		1737		1837		1937		2041	2138		
Exeter St Davids	a	0635	0742	0822	0944		1042		1142		1242		1342		1442		1542		1642		1742		1842		1942		2045	2142		

Late night and weekend trains may be altered due to engineering works. Please check at southwesternrailway.com before travelling.

For guide to notes and symbols see end of timetable.

SATURDAY

London Waterloo, Woking and Basingstoke to Salisbury, Yeovil and Exeter

Notes	▼I	▼I C	▼I	▼I	▼I	I														
London Waterloo	d	1850	1920	1950	2020	2120	2220	2340												
Clapham Junction	d	1857u	1927u	1957u	2027u	2127u	2227u	2347u												
Woking	d	1916	1946	2016	2046	2149	2249	0008												
Reading	d	1903b	1934b	2003b	2033b	2152b	2250b	2308b												
Basingstoke	d	1938	2007	2038	2107	2214	2312	0028												
Overton	d	1946		2046	2115	2222	2320	0037s												
Whitchurch (Hants)	d	1951		2051	2120	2227	2325	0042s												
Andover	d	2000	2024	2100	2129	2236	2334	0051												
Grateley	d	2007		2107	2136	2243	2341	0058s												
Portsmouth Harbour	d		1923c		2023c															
Southampton Central	d		2010c		2112c	2137c														
Salisbury	a	2020	2042	2120	2148	2255	2353	0110												
Salisbury	d		2047		2153	2303														
Tisbury	d		2106		2209	2316s														
Gillingham (Dorset)	d		2117		2220	2327s														
Templecombe	d		2125		2228	2335s														
Sherborne	d		2132		2235	2342s														
Yeovil Pen Mill	d																			
Yeovil Junction	a		2138		2241	2349														
Yeovil Junction	d		2139		2242															
Yeovil Pen Mill	a																			
Crewkerne	d		2149		2252															
Axminster	d		2203		2305a															
Honiton	d		2217																	
Feniton	d		2223																	
Whimple	d		2228																	
Cranbrook	d		2232																	
Pinhoe	d		2236																	
Exeter Central	a		2241																	
Exeter St Davids	a		2245																	

Late night and weekend trains may be altered due to engineering works.
 Please check at [southwesternrailway.com](https://www.southwesternrailway.com) before travelling.

For guide to notes and symbols see end of timetable.

SUNDAY

London Waterloo, Woking and Basingstoke to Salisbury, Yeovil and Exeter

Notes		▼	▼	▼ _I	▼ _I	▼ _I	▼ _I C	▼ _I	▼ _I	▼ _I	▼ _I	▼ _I	▼	▼ _I C	▼ _I	▼	▼ _I	▼	▼ _I	I												
London Waterloo	d		0815	0915	1015	1115	1215	1315	1415	1515	1615	1715	1745	1815	1845	1915	1945	2015	2045	2115	2215	2335										
Clapham Junction	d		0823 _u	0922 _u	1022 _u	1122 _u	1222 _u	1322 _u	1422 _u	1522 _u	1622 _u	1722 _u	1753 _u	1822 _u	1853 _u	1922 _u	1953 _u	2022 _u	2053 _u	2122 _u	2222 _u	2344 _u										
Woking	d		0847	0948	1046	1146	1246	1346	1446	1546	1646	1746		1846		1946		2046		2146	2246	0008										
Reading	d			0837 _b		1038 _b	1138 _b	1238 _b	1338 _b	1438 _b	1538 _b	1638 _b		1738 _b		1938 _b		2038 _b		2138 _b	2238 _b	2338 _b										
Basingstoke	d		0805	0908	1009	1107	1207	1307	1407	1507	1607	1707	1807		1907		2007		2107	2207	2307	0041										
Overton	d		0813	0916		1115		1315		1515		1715		1915		2115		2315		2515	0049 _s											
Whitchurch (Hants)	d		0818	0921	1020	1120	1218	1320	1418	1520	1618	1720	1818		1920		2018		2120	2220	2320	0054 _s										
Andover	d		0827	0930	1028	1129	1226	1329	1426	1529	1626	1729	1826	1849	1929	1949	2026	2049	2129	2228	2329	0103										
Grateley	d		0834		1036		1234		1434		1634		1834		2034		2234		2434	0110 _s												
Portsmouth Harbour	d				0908 _c		1108 _c		1308 _c	1408 _c	1508 _c	1608 _c	1708 _c		1808 _c		1908 _c		2008 _c		2108 _c											
Southampton Central	d				1010 _c		1210 _c		1410 _c	1510 _c	1610 _c	1710 _c		1810 _c		1910 _c		2010 _c		2110 _c												
Salisbury	a		0846	0946	1048	1145	1246	1345	1446	1545	1646	1745	1846	1905	1945	2005	2046	2105	2145	2205	2248	2348	0122									
Salisbury	d	0706	0851	0951	1051	1151	1251	1351	1451	1551	1651	1751	1851		1951		2051		2151	2252												
Tisbury	d	0720	0910	1010	1110	1210	1310	1410	1510	1610	1710	1810	1910		2010		2110		2210	2311												
Gillingham (Dorset)	d	0731	0921	1021	1121	1221	1321	1421	1521	1621	1721	1821	1921		2021		2121		2221	2322												
Templecombe	d	0738	0928	1028	1128	1228	1328	1428	1528	1628	1728	1828	1928		2028		2128		2228	2330												
Sherborne	d	0746	0936	1036	1136	1236	1336	1436	1536	1636	1736	1836	1936		2036		2136		2236	2337												
Yeovil Pen Mill	d																															
Yeovil Junction	a	0751	0941	1041	1141	1241	1341	1441	1541	1641	1741	1841	1941		2041		2141		2242	2343												
Yeovil Junction	d	0753	0943	1043	1143	1243	1343	1443	1543	1643	1743	1843	1943		2043		2143			2344												
Yeovil Pen Mill	a																															
Crewkerne	d	0802	0952	1052	1152	1252	1352	1452	1552	1652	1752	1852	1952		2052		2152			2354												
Axminster	d	0816	1006	1106	1206	1306	1406	1506	1606	1706	1806	1906	2006		2106		2206			0008												
Honiton	d	0831	1018	1118	1218	1318	1418	1518	1618	1718	1818	1918	2018		2118		2220			0020												
Feniton	d	0836	1024		1224		1424		1624		1824		2024		2124		2225			0025												
Whimple	d	0841		1126		1326		1526		1726		1926		2129		2230			0030													
Cranbrook	d	0846	1031	1131	1231	1331	1431	1531	1631	1731	1831	1931	2031		2133		2235			0035												
Pinhoe	d	0850	1035	1135	1235	1335	1435	1535	1635	1735	1835	1935	2035		2137		2239			0039												
Exeter Central	a	0854	1040	1140	1240	1340	1440	1539	1640	1740	1840	1940	2040		2142		2243															
Exeter St Davids	a	0859	1045	1145	1245	1345	1445	1544	1645	1745	1845	1945	2045		2146		2248			0046												

Late night and weekend trains may be altered due to engineering works.
Please check at southwesternrailway.com before travelling.

For guide to notes and symbols see end of timetable.

GUIDE TO NOTES AND SYMBOLS

First Class accommodation also available on all trains shown in **bold type**.

- A** Portion from Bristol Temple Meads attaches at Salisbury.
- B** Runs via Westbury.
- C** Portion for Bristol Temple Meads detaches at Salisbury. Please make sure you travel in the correct portion.
- F** Runs via Westbury. Train attaches at Salisbury to 1827 to London Waterloo.
- G** Continues to Castle Cary, Bruton, Frome and Westbury - see table 20A.
- K** From Frome - see table 20A.
- FO** Train runs on **Fridays only**.
- FX** Train does **not run** on Fridays.
- a** Arrival time.
- b** Change at Basingstoke.
- c** Change at Salisbury.
- d** Departure time.
- h** Change at Salisbury and Fareham.
- s** Stops to let passengers leave the train only.
- u** Stops to let passengers join the train only.
- v** Change at Fareham and Salisbury.

All services shown in **bold type** are operated by South Western Railway.

- w** Change at Woking.
- y** Arrives Gillingham at 1547.
- z** Arrives Axminster at 0643.
- ▼** Cycles only carried with advance reservation.
- ⚙** Catering (trolley service) provided for all or part of the journey.
- ↔** Railair coach link between Woking station and Heathrow Airport. Visit nationalexpress.com for details.
- ⇄** Interchange for Wightlink (Portsmouth-Ryde) catamaran and Gosport ferry.
- S** For details of additional trains, please see Pocket Timetable 28.
- ⊖** Interchange for London Underground. Visit tfl.gov.uk for details.
- P** Car Park.
- ⑦** Minimum connection time where different from the standard five minutes.

- ★** Passengers travelling with cycles may not join or leave services at stations with train times shown in blue.

Cycle reservations

A cycle space must be reserved in advance when a **▼** symbol appears above the train.

Cycles on trains - Monday to Friday

At peak times the following restrictions apply in the area bounded by Reading, Hook, Alton, Guildford and Dorking.

Passengers travelling with cycles may not join or leave services timed to arrive at London Waterloo between 0715 and 1000 inclusive or timed to depart London Waterloo between 1645 and 1900 inclusive.

STATION INFORMATION

See notes for explanation of symbols.

Exeter St Davids	P	⑥
Exeter Central	P	
Pinhoe		
Cranbrook	P	
Whimble	P	
Feniton	P	
Honiton	P	
Axminster	P	
Crewkerne	P	
Yeovil Junction	P	
Sherborne	P	
Templecombe	P	
Gillingham (Dorset)	P	
Tisbury	P	
Salisbury	P	
Southampton Central	P	
Portsmouth Harbour		⇄
Grateley	P	
Andover	P	
Whitchurch (Hants)	P	
Overton	P	
Basingstoke	P	
Reading	P	⑦
Woking	P	↔
Clapham Junction		⑩
London Waterloo	⊖	⑮

MONDAY TO FRIDAY

Notes	▼ K	▼	▼	▼ K	▼	▼ J	▼ L	□	▼ L	□	□
Bristol Temple Meads	d	0851	1249		1551						2223
Keynsham	d	0858	1256		1558						
Oldfield Park	d		1303								
Bath Spa	d	0907	1307		1608						2236
Bradford-on-Avon	d	0922	1319		1624						2247
Trowbridge	d	0929	1328		1630						2253
Yeovil Pen Mill	d	0541		1544		1653	1927		2127		
Castle Cary	d		1307c		1555c	1707	1940		2141		
Bruton	d					1712	1945		2146		
Frome	d					1724	1957		2158		
Westbury	d		0939	1339		1639	1745	2006a	2121a	2218	2305
Warminster	d		0946	1346		1647	1752		2023	2226	2312
Salisbury	a	0639	1009	1412	1643	1709	1817		2044	2246	2338
Salisbury	d	0645	1021	1421	1647	1721	1827				
Grateley	a	0657			1659						
Andover	a	0704	1037	1437	1705	1737	1843				
Whitchurch (Hants)	a	0713			1714						
Overton	a	0719			1720						
Basingstoke	a	0728	1055	1455	1729	1755	1901				
Woking	a		1115	1515	1749	1815	1920				
Clapham Junction	a		1136	1536		1836	1941				
London Waterloo	a	0814	1149	1549	1821	1849	1949				

SATURDAY

▼	▼	▼	□	
0851	1251	1551	2223	
0858	1258	1558		
0907	1307	1607	2236	
0921	1320	1624	2247	
0927	1327	1630	2253	
	1252c	1553c		
0939	1339	1639	2305	
0946	1346	1647	2312	
1009	1410	1709	2335	
1021	1421	1721		
1037	1437	1737		
1055	1455	1755		
1115	1515	1815		
1136	1536	1836		
1149	1549	1849		

SUNDAY

▼	▼	□	
1604		2135	
1611			
1620		2149	
1631		2200	
1637		2206	
	1658c	2057c	
	1745c	2128c	
	1718c	2116c	
	1804	2129c	
1646	1816	2215	
1653	1823	2222	
1716	1843	2246	
1727	1852		
1739			
1745	1908		
1754			
1805	1926		
1828	1948		
1849	2008		
1859	2019		

STATION INFORMATION

For a guide to notes and symbols, see end of main timetable.

Bristol Temple Meads	P	⑩
Keynsham	P	
Oldfield Park		
Bath Spa	P	
Bradford-on-Avon	P	
Trowbridge	P	
Yeovil Pen Mill	P	
Castle Cary	P	
Bruton	P	
Frome	P	
Westbury	P	
Warminster	P	
Salisbury	P	
Grateley	P	
Andover	P	
Whitchurch	P	
Overton	P	
Basingstoke	P	
Woking	P	←
Clapham Junction		⑩
London Waterloo	⊕	⑮

* For the complete service between Salisbury, Andover and London Waterloo, also trains from Yeovil Junction, please see earlier pages.

For details of the complete service between Bristol, Bath Spa and Salisbury, also Yeovil Pen Mill to Westbury and Weymouth, please see Great Western Railway publicity.

MONDAY TO FRIDAY

Notes	□	□▼ D	□▼ D	□▼ D	□▼ G	□▼ GH	□▼ G	□▼ GH	□▼ D			
London Waterloo	d		0920	1220	1250	1350	1650	1750	1850	1920		
Clapham Junction	d		0927u	1227u	1257u		1657u			1927u		
Woking	d		0946	1246	1316	1416	1716u		1918	1946		
Basingstoke	d		1007	1307	1338	1438	1738	1838	1939	2007		
Overton	d				1346	1446	1746	1847	1947	2015		
Whitchurch (Hants)	d				1351	1451	1751	1852	1952	2020		
Andover	d		1024	1324	1400	1500	1800	1900	2001	2029		
Grateley	d				1407	1507	1807	1908	2008	2036		
Salisbury	a		1042	1343	1419	1520	1820	1920	2020	2049		
Salisbury	d	0640	1052	1352	1424	1523	1823	1923	2025	2057		
Warminster	a	0659	1111	1411	1443					2116		
Westbury	a	0708	1120	1420	1451					2125		
Frome	a			1449c	1506					2150c		
Bruton	a				1518					2202c		
Castle Cary	a		1217c		1523					2207c		
Yeovil Pen Mill	a				1535	1627	1925	2025	2123	2222c		
Trowbridge	a	0714	1128	1427						2131		
Bradford-on-Avon	a	0720	1134	1433						2137		
Bath Spa	a	0733	1147	1446						2150		
Oldfield Park	a	0737										
Keynsham	a	0744	1156	1454						2158		
Bristol Temple Meads	a	0752	1206	1505						2206		

SATURDAY

□	□▼ D	□▼ D	□▼ D	
	0920	1220	1920	
	0927u	1227u	1927u	
	0946	1246	1946	
	1007	1307	2007	
	1024	1324	2024	
	1042	1342	2042	
0640	1052	1352	2057	
0659	1111	1411	2116	
0708	1120	1420	2125	
		1453c	2152c	
			2204c	
			2209c	
			2222c	
0714	1127	1427	2131	
0720	1133	1433	2137	
0733	1146	1446	2150	
0737				
0744	1154	1454	2158	
0752	1205	1505	2206	

SUNDAY

□▼ D	□▼ D	□▼ D	
1215	1515b	1815	
1222u	1522b	1822u	
1246	1546b	1846	
1307	1607b	1907	
1315		1915	
1320	1618b	1920	
1329	1626b	1929	
	1634b		
1345		1945	
1355	1710	1955	
1414	1736	2014	
1424	1744	2023	
	1757		
1430		2029	
1436		2035	
1450		2049	
1458		2057	
1506		2105	

NOTES TO TABLE 20A

- D** Train divides at Salisbury - please make sure you join the correct portion.
- G** Runs via Sherborne and Yeovil Junction.
- H** Continues to Westbury - see other direction.
- J** From Yeovil Junction.
- K** Runs via Yeovil Junction and Sherborne - see main timetable.
- L** From London Waterloo via Sherborne and Yeovil Junction - see main timetable.
- a** Arrival time.
- b** Change at Salisbury.
- c** Change at Westbury.
- d** Departure time.
- u** Stops to let passengers join the train only.
- First Class accommodation also available.
- ▼** Cycles only carried with advance reservation.

* For the complete service between London Waterloo, Andover and Salisbury, also trains to Yeovil Junction, please see earlier pages.
For details of the complete service between Salisbury, Bath Spa and Bristol, also Weymouth and Westbury to Yeovil Pen Mill, please see Great Western Railway publicity.

Late night and weekend trains may be altered due to engineering works.
Please check at southwesternrailway.com before travelling.

20B Yeovil Pen Mill - Weymouth

MONDAY TO FRIDAY

	Notes									
Yeovil Pen Mill	d	0735	1014	1115	1319	1624	1821	1919	2223	
Dorchester West	d	0809	1048	1153	1356	1658	1902	1954	2258	
Upwey	d	0817	1055	1202	1403	1705	1910	2002	2306	
Weymouth	a	0824	1103	1209	1410	1710	1916	2010	2313	

SATURDAY

0735	1015	1118	1322	1624	1821	1920	2224		
0813	1054	1154	1356	1658	1855	1954	2258		
0821	1101	1202	1403	1705	1902	2002	2306		
0826	1109	1209	1410	1710	1910	2010	2314		

SUNDAY

0953	1106	1505	1912	2221			
1029	1141	1540	1947	2255			
1037	1149	1549	1955	2302			
1042	1154	1554	2001	2307			

20B Weymouth - Yeovil Pen Mill

MONDAY TO FRIDAY

	Notes									
Weymouth	d	0533	0644	0853	1110	1310	1508	1730	2021	
Upwey	d	0538	0649	0858	1115	1315	1513	1735	2026	
Dorchester West	d	0546	0657	0906	1123	1322	1521	1743	2034	
Yeovil Pen Mill	a	0619	0730	0939	1202	1408	1554	1816	2105	

SATURDAY

0644	0853	1114	1310	1508	1730	2023		
0649	0858	1119	1315	1513	1735	2028		
0657	0906	1127	1323	1521	1743	2036		
0730	0939	1204	1408	1554	1816	2110		

SUNDAY

1105	1414	1610	1756	2009			
1110	1419	1615	1801	2014			
1118	1427	1623	1809	2022			
1153	1500	1656	1842	2055			

NOTES

Operated by Great Western Railway.

For details of cycle reservation requirements please refer to Great Western Railway publications.

a - arrival time.

d - departure time.

STATION INFORMATION

See notes on page 16 for explanation of symbols.

Yeovil Pen Mill	P	
Dorchester West		
Upwey	P	S
Weymouth	P	S

Late night and weekend trains may be altered due to engineering works.

20C Axminster - Lyme Regis - Bridport Bus Service

Operated by First in Dorset X51 - Tel: 0345 6020121
firstgroup.com/wessex-dorset-south-somerset

MONDAY TO FRIDAY until 5 April 2019

A summer service will run from 8 April 2019.

Notes								Sch	SH												
Axminster Rail Station	d	0810	0915	1015	1115	1215	1315	1415	1521	1533	1615	1715	1815	1920							
Lyme Regis (Co-op)	a	0837	0941	1037	1137	1237	1337	1437	1555	1637	1739	1837	1943								
Bridport Coach Station	a	0902	1012	1107	1207	1307	1407	1507	1625	1625	1707	1808	1902	2009							

Notes									SH	Sch	SH	Sch									
Bridport Coach Station	d	0639	0759	0856	0958	1058	1158	1258	1358	1458	1558	1601	1708	1806							
Lyme Regis Square	d	0706	0826	0926	1029	1129	1229	1329	1429	1529	1629	1632	1733	1833							
Axminster Rail Station	a	0727	0848	0950	1053	1153	1253	1353	1453	1553	1604	1653	1656	1754	1855						

SATURDAY until 6 April 2019 A summer service will run from 13 April.

Notes																				
Axminster Rail Station	d	0812	0915	1015	1115	1215	1315	1415	1515	1615	1715	1815	1920							
Lyme Regis (Co-op)	a	0833	0937	1037	1137	1237	1337	1437	1537	1637	1737	1837	1942							
Bridport Coach Station	a	0900	1007	1107	1207	1307	1407	1507	1607	1707	1807	1904	2009							

Notes																				
Bridport Coach Station	d	0642	0756	0856	0958	1058	1158	1258	1358	1458	1558	1658	1806							
Lyme Regis Square	d	0709	0823	0926	1029	1129	1229	1329	1429	1529	1629	1729	1833							
Axminster Rail Station	a	0730	0845	0950	1053	1153	1253	1353	1453	1553	1653	1753	1855							

SUNDAY - No winter service

A summer service will run from 7 April 2019.

NOTES

a - Arrival time. **SH** - School Holidays only.
d - Departure time. **Sch** - School days only.

Rail tickets to 'Lyme Regis Bus X51/3' are valid to Bridport.

Sunday service runs on Public Holidays.
No Sunday / Holiday service before 7 April.

20D Axminster - Seaton - Beer Bus Service

Operated by Axe Valley 885 - Tel: 01297 625959

MONDAY TO SATURDAY - NO SERVICE on this route on Sundays or Public Holidays

Notes	SX		SX									SX																							
Axminster Rail Station	d	0732	0840	0915	1015	1115	1215	1315	1415	1535	1715	1815	1842																						
Seaton (Marine Place)	a	0800	0909	0944	1044	1144	1244	1344	1444	1604	1744	1844	1910																						
Beer Cross	a			0958	1058	1158	1258	1358	1458		1758	1853																							

Notes	SX											SX																										
Beer Cross	d		0750		1004	1100	1204	1300	1404		1704	1800																										
Seaton Sea Front	d	0645	0800	0920	1020	1120	1220	1320	1420	1620	1720	1810																										
Axminster Rail Station	a	0711	0825	0945	1045	1145	1245	1345	1445	1645	1745	1835																										

20E Honiton - Sidmouth Bus Service

Operated by Stagecoach South West 9 - Tel: 01392 427711
stagecoachbus.com/timetables

MONDAY TO SATURDAY - NO SERVICE on this route on Sundays or Public Holidays

Notes	SX	SO	SX	SO																																	
Honiton Rail Station	d	0808	0813	0923	0928	1028	1128	1228	1328	1428	1528	1628	1800	1900	2000																						
Sidmouth Triangle	a	0848	0848	1003	1003	1103	1203	1303	1403	1503	1603	1703	1830	1930	2029																						

Notes	SX	SO	SX	SO								SO	SX	SO	SX	SO	SX																						
Sidmouth Triangle	d	0720	0736	0825	0849	0949	1049	1149	1249	1349	1449	1549	1649	1709	1749	1758	1849	1859																					
Honiton Rail Station	a	0808	0813	0855	0928	1028	1128	1228	1328	1428	1528	1628	1722	1800	1822	1831	1922	1929																					

NOTES

- a - Arrival time.
- d - Departure time.

- SX - Does NOT RUN on Saturdays.
- SO - Runs Saturdays ONLY.

20F Yeovil Junction - Town Centre - Yeovil Pen Mill Bus Service

Operated by South West Coaches 68 - Tel: 01935 475872
 southwestcoaches.co.uk/bus-timetable

MONDAY TO SATURDAY - NO SERVICE on this route on Sundays or public holidays

<i>Notes</i>																									
Yeovil Junction d	0720	0750	0820	0850	0920	0950	1020	1050	1120	1150	1220	1250	1320	1350	1420	1450	1520	1550	1620	1650	1750	1850			
Yeovil Bus Station a	0727	0757	0827	0857	0927	0957	1027	1057	1127	1157	1227	1257	1327	1357	1427	1457	1527	1557	1627	1657	1757	1857			
Yeovil Pen Mill a	0732	0802	0832	0902	0932		1032		1132		1232		1332		1432		1532	1602	1632	1702	1802				

<i>Notes</i>																									
Yeovil Pen Mill # d			0750	0820	0850	0920	0950		1050		1150		1250		1350		1450		1550	1620	1650		1720	1822	
Yeovil Bus Station d	0700	0730	0800	0830	0900	0930	1000	1030	1100	1130	1200	1230	1300	1330	1400	1430	1500	1530	1600	1630	1700a	1730	1730a	1830	
Yeovil Junction a	0705	0735	0805	0835	0905	0935	1005	1035	1105	1135	1205	1235	1305	1335	1405	1435	1505	1535	1605	1635		1735		1835	

NOTES

- a - Arrival time.
- d - Departure time.

Buses FROM Yeovil Pen Mill use the Lyde Road / Camborne Grove bus stop - 3 minutes walk.

20G Exeter St Davids - Exeter Airport Bus ServiceOperated by Stagecoach South West 56/A/B – Tel: 01392 427711
stagecoachbus.com/timetables**MONDAY TO FRIDAY**

Notes																												
Exeter St Davids #	d	0450	0520	0620	0655	0735	0805	0835	0915	0945	1015	1045	and every 30 mins until	1445	1520	1550	1620	1650	1720	1750	1820	1950	2120	2240				
Exeter Airport	a	0523	0553	0653	0730	0815	0845	0915	0953	1020	1050	1120			1520	1600	1630	1700	1730	1800	1830	1855	2025	2155	2310			

Notes																												
Exeter Airport	d	0535	0605	0710	0730	0830	0905	0935	1005	1035	and every 30 mins until	1505	1535	1605	1635	1705	1735	1805	1835	1905	2035	2205	2315					
Exeter St Davids #	a	0607	0637	0750	0813	0910	0942	1010	1040	1110			1540	1615	1645	1715	1745	1815	1845	1908	1938	2105	2235	2345				

SATURDAY

Notes																											
Exeter St Davids #	d	0520	0645	0655	0745	0815	0845	and every 30 mins until	1515	1545	1620	1650	1720	1750	1820	1950	2120	2240									
Exeter Airport	a	0553	0720	0730	0820	0850	0920			1550	1620	1655	1725	1755	1823	1853	2025	2155	2310								

Notes																											
Exeter Airport	d	0605	0735	0835	0905	0935	and every 30 mins until	1705	1735	1805	1835	1905	2035	2205	2315												
Exeter St Davids #	a	0637	0807	0907	0940	1010			1740	1810	1835	1905	1935	2105	2235	2345											

SUNDAY

0715	0815	and every	1715	1815																							
0740	0840	hour until	1740	1840																							

0745	0845	and every	1745	1910																							
0810	0910	hour until	1810	1935																							

NOTES**SUNDAY SERVICE will run on Public Holidays.**

- a - Arrival time.
- d - Departure time.

- Buses use the station forecourt, Stop B.



Visit us at [southwesternrailway.com](https://www.southwesternrailway.com)

- Buying tickets online
- Plan your journey
- Special offers and days out
- Train times
- Live train information
- Latest news



Free Travel Alerts [southwesternrailway.com/alerts](https://www.southwesternrailway.com/alerts)

Keeping our registered customers up-to-date with their service running information, delays and alterations.



Twitter Customer Service [@SW_Railway](https://twitter.com/SW_Railway) [@SW_Help](https://twitter.com/SW_Help)

Follow South Western Railway on Twitter and be the first to know what's happening on our network.



[Facebook.com/SWRailway](https://www.facebook.com/SWRailway)

Providing South Western Railway network information and details of our latest offers.



Customer Service Centre **0345 6000 650**

Our UK based team are available 7 days a week from 6am to 10pm for:

- Ticket sales by credit or debit card
- Comments and suggestions



Assisted Travel **0800 5282 100** **Textphone** **0800 6920 792**

A freephone service open 24 hours for older and disabled customers. We recommend booking assistance **12 hours in advance.**



National Rail Enquiries **03457 48 49 50**

Train times, fares and rail information.

First MTR South Western Trains Limited (trading as South Western Railway) accepts no liability for any inaccuracy in the information contained in this timetable which is subject to alteration.

First MTR South Western Trains Limited. Registered in England and Wales 07900320.
Registered office: 4th Floor, Capital House, 25 Chapel Street, London NW1 5DH.
A First and MTR company.

